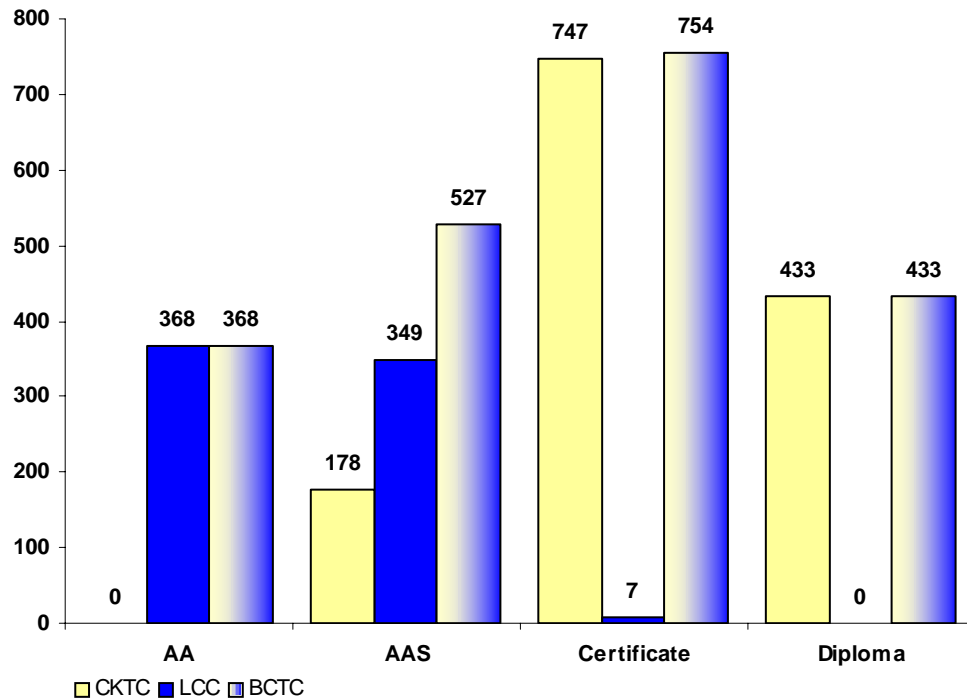


BCTC STUDENT OUTCOMES 2004 - 2005

Total Degrees/Credentials Awarded
Degrees/Credentials by Gender
Degrees/Credentials by Ethnicity
Degrees/Credentials by Program Area

BCTC STUDENT OUTCOMES 2004 - 2005

Total Degrees/Credentials Awarded



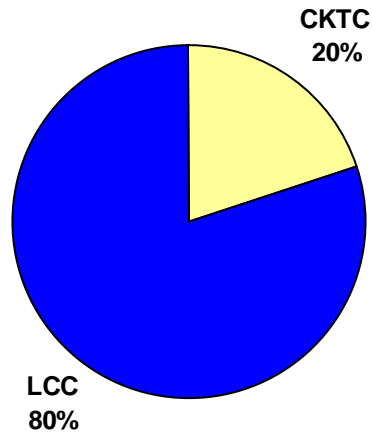
Credentials 2004 - 2005						
All Credentials	CKTC		LCC		BCTC	
	(N)	%	(N)	%	Total	%
Associate Degree - AA	0	0.0	368	17.7	368	17.7
Associate Degree - AAS	178	8.5	349	16.8	527	25.3
Diploma	433	20.8	0	0.0	433	20.8
Certificate	747	35.9	7	0.3	754	36.2
Total	1358	65.2	724	34.8	2082	100.0

CKTC includes Corrections, Danville, Lawrenceburg, and Leestown Campuses
 LCC includes Cooper, Regency, and Winchester/Clark County Campuses
 Source: Official CPE Enrollment Data

BCTC STUDENT OUTCOMES 2004 - 2005

Total Degrees/Credentials Awarded

BCTC Associate Degree



Credentials 2004 - 2005

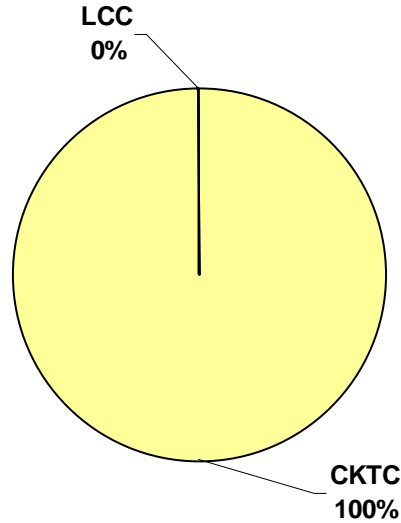
Associate Degree	CKTC		LCC		BCTC	
Program	(N)	%	(N)	%	(N)	%
Architectural Technology	0	0.0	25	2.8	25	2.8
Business Administration	0	0.0	55	6.1	55	6.1
Civil Engineering Technology	0	0.0	6	0.7	6	0.7
Computer Information Systems	0	0.0	43	4.8	43	4.8
Dental Hygiene	0	0.0	20	2.2	20	2.2
Dental Laboratory Technology	0	0.0	9	1.0	9	1.0
Electrical Engineering Technology	0	0.0	4	0.4	4	0.4
Engineering Technology	5	0.6	0	0.0	5	0.6
Environmental Science Technology	0	0.0	11	1.2	11	1.2
Fire/Rescue Science Technology	1	0.1	0	0.0	1	0.1
General Occupational/Technical Studies	128	14.3	0	0.0	128	14.3
Industrial Maintenance Technology	22	2.5	0	0.0	22	2.5
Information Management and Design	1	0.1	33	3.7	34	3.8
Information Technology	11	1.2	0	0.0	11	1.2
Interdisciplinary Early Childhood Education	0	0.0	20	2.2	20	2.2
Medical Information Technology	10	1.1	0	0.0	10	1.1
Nuclear Medicine Technology	0	0.0	9	1.0	9	1.0
Nursing (RN)	0	0.0	76	8.5	76	8.5
Pre-baccalaureate/Transfer	0	0.0	368	41.1	368	41.1
Radiography	0	0.0	28	3.1	28	3.1
Respiratory Care	0	0.0	10	1.1	10	1.1
Total	178	19.9	717	80.1	895	100.0

CKTC includes Corrections, Danville, Lawrenceburg, and Leestown Campuses
 LCC includes Cooper, Regency, and Winchester/Clark County Campuses
 Source: Official CPE Enrollment Data

BCTC STUDENT OUTCOMES 2004 - 2005

Total Degrees/Credentials Awarded

BCTC Diplomas



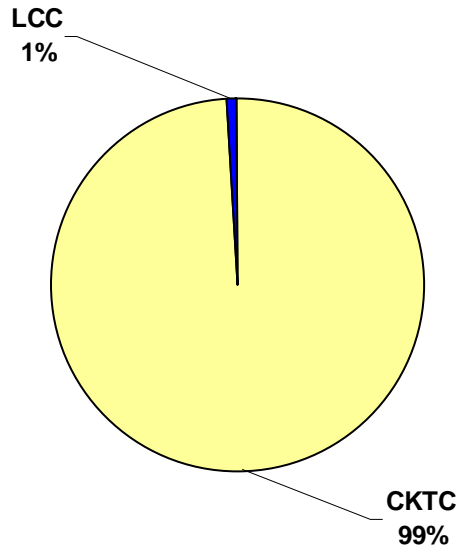
Credentials 2004 - 2005

Diploma Program	CKTC		LCC		BCTC	
	(N)	%	(N)	%	(N)	%
Air Conditioning Technology	11	2.5	0	0.0	11	2.5
Auto Body Repair	4	0.9	0	0.0	4	0.9
Automotive Technology	4	0.9	0	0.0	4	0.9
Carpentry	30	6.9	0	0.0	30	6.9
Computer Aided Drafting	2	0.5	0	0.0	2	0.5
Cosmetology	2	0.5	0	0.0	2	0.5
Dental Hygiene - Dental Assisting	33	7.6	0	0.0	33	7.6
Electrical Technology	39	9.0	0	0.0	39	9.0
Engineering Technology	6	1.4	0	0.0	6	1.4
Environmental Science Technology	2	0.5	0	0.0	2	0.5
Fire/Rescue Science Technology	2	0.5	0	0.0	2	0.5
Horticulture	10	2.3	0	0.0	10	2.3
Industrial Maintenance Technology	39	9.0	0	0.0	39	9.0
Information Management and Design	6	1.4	0	0.0	6	1.4
Machine Tool Technology	6	1.4	0	0.0	6	1.4
Masonry	9	2.1	0	0.0	9	2.1
Medical Assisting	9	2.1	0	0.0	9	2.1
Medical Information Technology	30	6.9	0	0.0	30	6.9
Office Systems Technology	3	0.7	0	0.0	3	0.7
Practical Nursing	114	26.3	0	0.0	114	26.3
Radiography	9	2.1	0	0.0	9	2.1
Small Engine Repair	11	2.5	0	0.0	11	2.5
Surgical Technology	42	9.7	0	0.0	42	9.7
Welding Technology	10	2.3	0	0.0	10	2.3
Total	433	100.0	0	0.0	433	100.0

BCTC STUDENT OUTCOMES 2004 - 2005

Total Degrees/Credentials Awarded

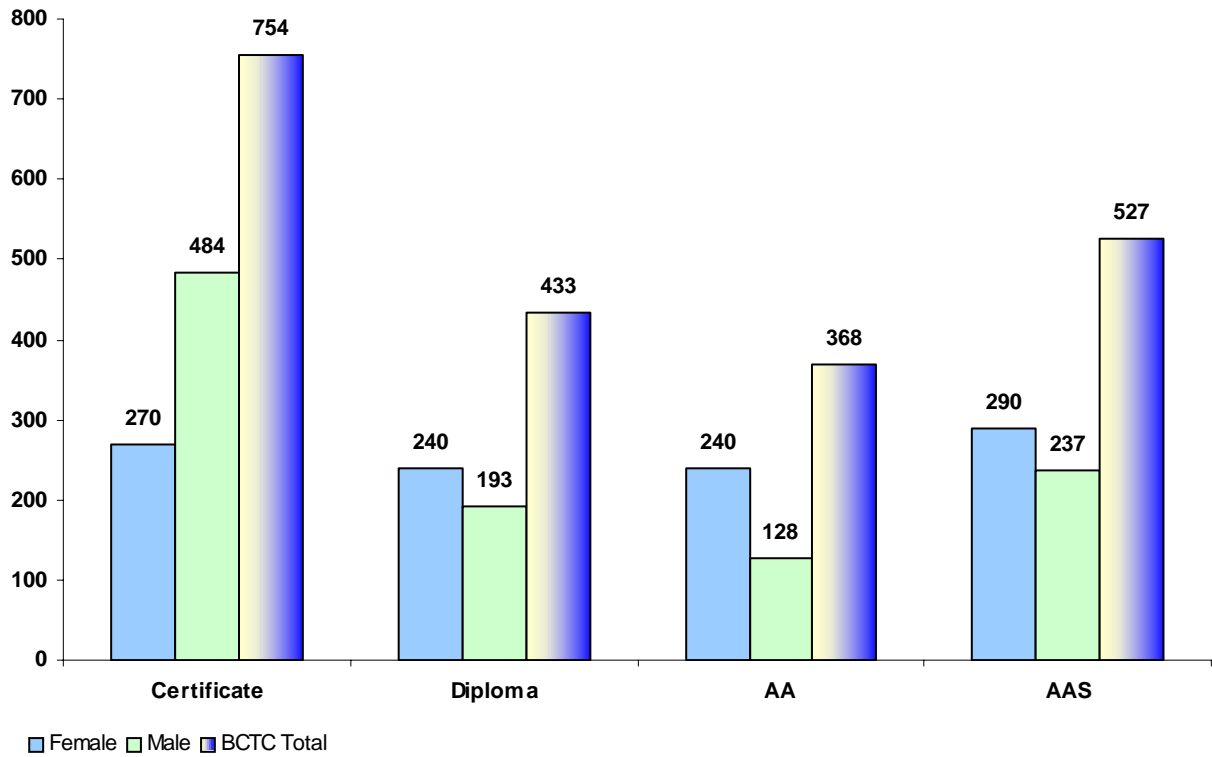
BCTC Certificates



Credentials 2004 - 2005

Certificate	CKTC		LCC		Total	
Program	(N)	%	(N)	%	(N)	%
Air Conditioning Technology	34	4.5	0	0.0	34	4.5
Auto Body Repair	12	1.6	0	0.0	12	1.6
Automotive Technology	57	7.6	0	0.0	57	7.6
Carpentry	71	9.4	0	0.0	71	9.4
Clinical Laboratory - Phlebotomist	19	2.5	0	0.0	19	2.5
Computer Aided Drafting	9	1.2	0	0.0	9	1.2
Cosmetology	1	0.1	0	0.0	1	0.1
Diesel Technology	13	1.7	0	0.0	13	1.7
Education - Para educator	1	0.1	0	0.0	1	0.1
Electrical Technology	56	7.4	0	0.0	56	7.4
Engineering Technology	74	9.8	0	0.0	74	9.8
Horticulture	1	0.1	0	0.0	1	0.1
Industrial Maintenance Technology	58	7.7	0	0.0	58	7.7
Information Management and Design	35	4.6	0	0.0	35	4.6
Information Technology	48	6.4	0	0.0	48	6.4
Interdisciplinary Early Childhood Education	18	2.4	0	0.0	18	2.4
Library Information Technology	0	0.0	7	0.9	7	0.9
Machine Tool Technology	8	1.1	0	0.0	8	1.1
Masonry	2	0.3	0	0.0	2	0.3
Medicaid Nurse Aid	115	15.3	0	0.0	115	15.3
Medical Assisting	27	3.6	0	0.0	27	3.6
Medical Information Technology	26	3.4	0	0.0	26	3.4
Security Management Coordinator	4	0.5	0	0.0	4	0.5
Small Engine Repair	19	2.5	0	0.0	19	2.5
Welding Technology	39	5.2	0	0.0	39	5.2
Total	747	99.1	7	0.9	754	100.0

BCTC STUDENT OUTCOMES 2004 - 2005 Degrees/Credentials by Gender



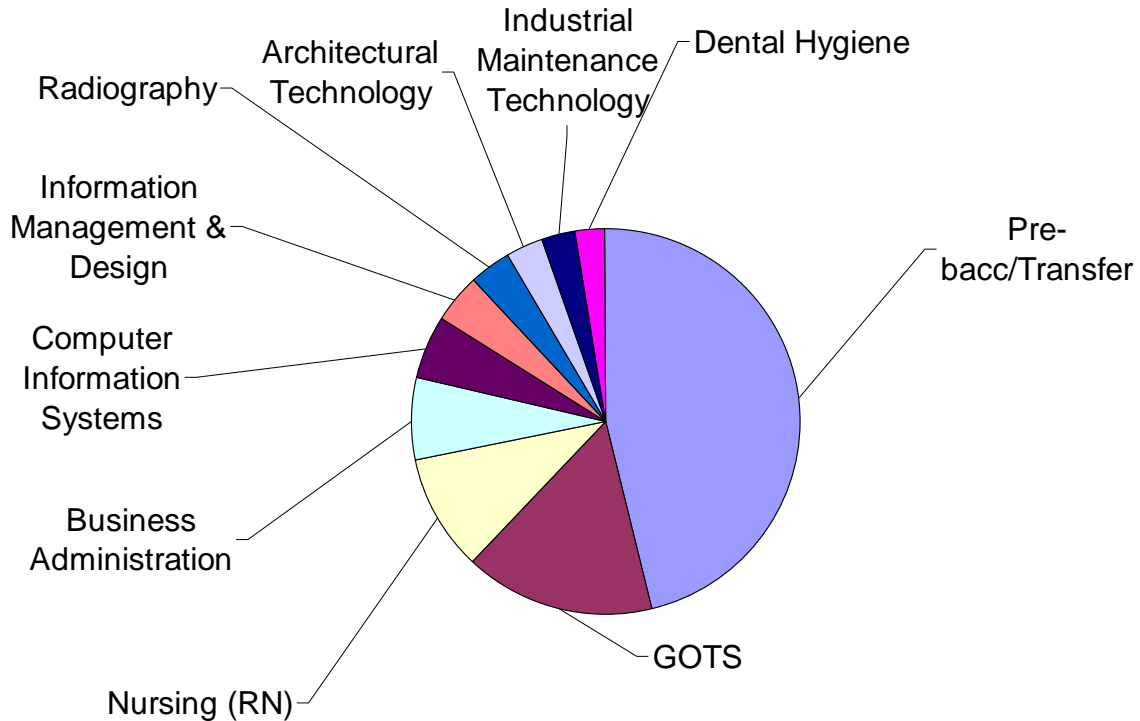
Demographics 2004 - 2005								
Gender	Female		Male		Unknown		BCTC	
2004-2005	(N)	%	(N)	%		%	Total	%
Associate Degree - AA	240	11.5	128	6.1	0	0.0	368	17.7
Associate Degree - AAS	290	13.9	237	11.4	0	0.0	527	25.3
Diploma	240	11.5	193	9.3	0	0.0	433	20.8
Certificate	270	13.0	484	23.2	0	0.0	754	36.2
Total	1040	50.0	1042	50.0	0	0.0	2082	100.0

BCTC STUDENT OUTCOMES 2004 - 2005 Degrees/Credentials by Ethnicity

Demographics 2004 - 2005		
ETHNICITY	CREDENTIAL	(N)
American Indian	Associate Degree AA	2
	Associate Degree AAS	2
	Diploma	1
	Certificate	3
Total		8
African American	Associate Degree AA	49
	Associate Degree AAS	26
	Diploma	53
	Certificate	89
Total		217
Asian/Pacific Islander	Associate Degree AA	4
	Associate Degree AAS	3
	Diploma	0
	Certificate	6
Total		13
Caucasian	Associate Degree AA	304
	Associate Degree AAS	476
	Diploma	364
	Certificate	593
Total		1737
Hispanic	Associate Degree AA	5
	Associate Degree AAS	1
	Diploma	1
	Certificate	8
Total		15
Non-Resident Alien	Associate Degree AA	4
	Associate Degree AAS	8
	Diploma	0
	Certificate	0
Total		12
Unknown	Associate Degree AA	0
	Associate Degree AAS	11
	Diploma	14
	Certificate	55
Total		80
BCTC Total		2082

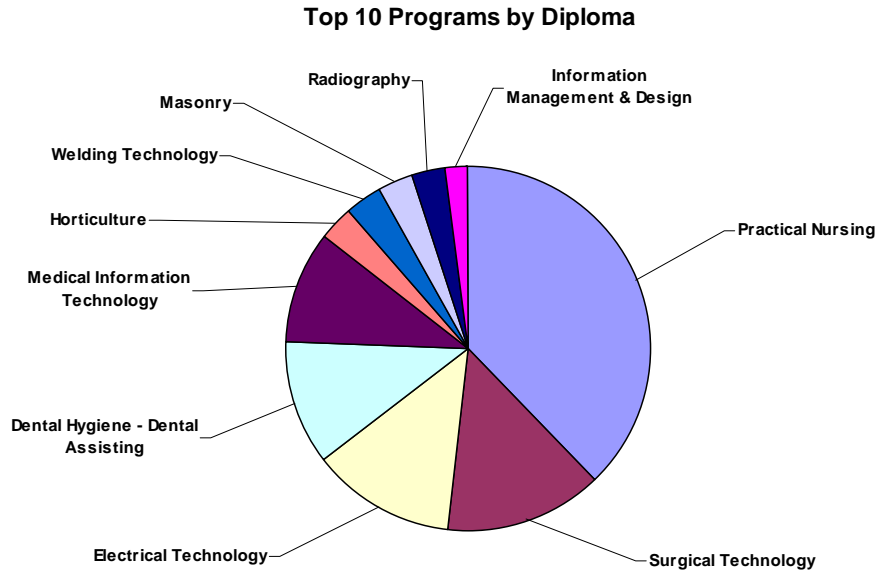
BCTC STUDENT OUTCOMES 2004 - 2005 Degrees/Credentials by Program Area

Top 10 Programs by Associate Degree Award



Credentials 2004 - 2005			
Program	Degree	(N)	% of Total
Architectural Technology	AAS	25	2.8
Business Administration	AAS	55	6.1
Civil Engineering Technology	AAS	6	0.7
Computer Information Systems	AAS	43	4.8
Dental Hygiene	AAS	20	2.2
Dental Laboratory Technology	AAS	9	1.0
Electrical Engineering Technology	AAS	4	0.4
Engineering Technology	AAS	5	0.6
Environmental Science Technology	AAS	11	1.2
Fire/Rescue Science Technology	AAS	1	0.1
General Occupational/Technical Studies	AAS	128	14.3
Industrial Maintenance Technology	AAS	22	2.5
Information Management & Design	AAS	34	3.8
Information Technology	AAS	11	1.2
Interdisciplinary Early Childhood Education	AAS	20	2.2
Medical Information Technology	AAS	10	1.1
Nuclear Medicine Technology	AAS	9	1.0
Nursing (RN)	AAS	76	8.5
Pre-baccalaureate/Transfer	AA	368	41.1
Radiography	AAS	28	3.1
Respiratory Care	AAS	10	1.1
TOTALS		895	100.0

BCTC STUDENT OUTCOMES 2004 - 2005 Degrees/Credentials by Program Area

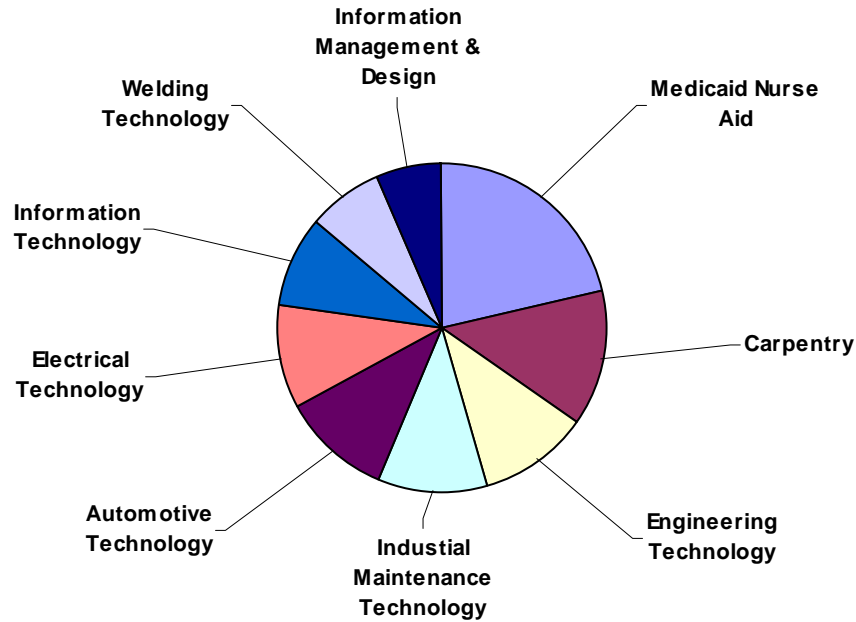


Credentials 2004 - 2005

Program	(N)	% of Total
Air Conditioning Technology	11	2.6
Auto Body Repair	4	0.9
Automotive Technology	4	0.9
Carpentry	30	7.1
Computer Aided Drafting	2	0.5
Cosmetology	2	0.5
Dental Hygiene - Dental Assisting	33	7.8
Electrical Technology	39	9.2
Engineering Technology	6	1.4
Environmental Science Technology	2	0.5
Fire/Rescue Science	2	0.5
Horticulture	10	2.4
Industrial Maintenance Technology	39	9.2
Information Management & Design	6	1.4
Machine Tool Technology	6	1.4
Masonry	9	2.1
Medical Assisting	9	2.1
Medical Information Technology	30	7.1
Office Systems Technology	3	0.7
Practical Nursing	114	26.8
Radiography	9	2.1
Small Engine Repair	11	2.6
Surgical Technology	42	9.9
Welding Technology	10	2.4
TOTALS	433	101.9

BCTC STUDENT OUTCOMES 2004 - 2005 Degrees/Credentials by Program Area

Top 10 Programs by Certificate Completion



Credentials 2004 - 2005

Program	(N)	% of Total
Air Conditioning Technology	34	4.5
Autobody Repair	12	1.6
Automotive Technology	57	7.6
Carpentry	71	9.4
Clinical Laboratory - Phlebotomist	19	2.5
Computer Aided Drafting	9	1.2
Cosmetology	1	0.1
Diesel Technology	13	1.7
Education - Para educator	1	0.1
Electrical Technology	56	7.4
Engineering Technology	74	9.8
Horticulture	1	0.1
Industrial Maintenance Technology	58	7.7
Information Management & Design	35	4.6
Information Technology	48	6.4
Interdisciplinary Early Childhood Education	18	2.4
Library Information Technology	7	0.9
Machine Tool Technology	8	1.1
Masonry	2	0.3
Medicaid Nurse Aide	115	15.3
Medical Assisting	27	3.6
Medical Information	26	3.4
Security Management Coordinator	4	0.5
Small Engine Repair	19	2.5
Welding Technology	39	5.2
TOTALS	754	100.0